

Signify Classified - Internal
Cooper Lighting Solutions Photometric Lab
1121 Highway 74 South
Peachtree City, GA 30269



Scaled data based on original data using
LM-79-08 Approved Method: Electrical and Photometric Measurements of Solid-
State Lighting Products

Test Report Prepared for
Cooper Lighting Solutions
(formerly Eaton)

Brand: INVUE

Report Number: P868597

Luminaire Tested: **EMM2-HTN-SA3A-727-U-T4W**

Issue Date: 08/22/2024

Test Information

Test Method: LM-79-08
Report Number: P868597
Test Lab: INNOVATION CENTER(G3)
Issue Date: 08/22/2024
Manufacturer: COOPER LIGHTING SOLUTIONS (FORMERLY EATON)
Product Line: INVUE
Catalog Number: EMM2-HTN-SA3A-727-U-T4W
Description: EPIC MODERN TALL HOUSING DISCRETE LED ARRAYS 130W 70CRI 2700K
FIXTURE w/ TYPE IV WIDE DISTRIBUTION OPTIC
Light Source: (30) 2700K CCT, 70 CRI LEDS
Ballast/Driver: ELECTRONIC DRIVER

Summary

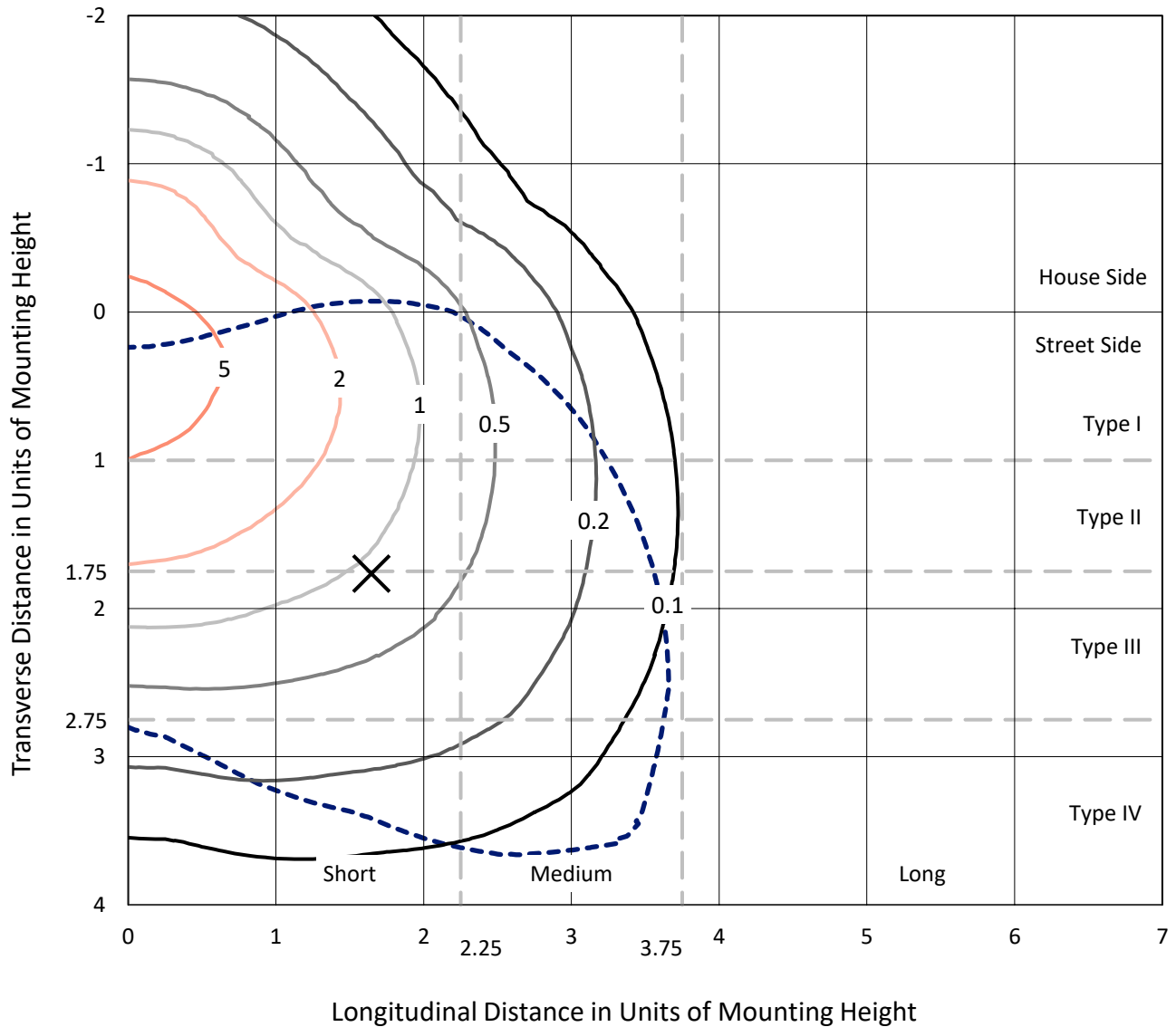
Lumens per Lamp: N/A
Luminaire Lumens: 15352.9 lumens
Efficiency: N/A
Efficacy: 135.9 lumens/watt
Luminous Opening: Rectangular (W 1' x L: 0.33' x H: 0')
IES Classification: Type IV - Short
BUG Rating: B3 - U0 - G3

Input Watts (W): 113
Input Voltage (V): 120
Input Current (A_{in}): NR
Voltage Rise (V): NR
Power Factor: 0.99
Total Harmonic Distortion (THDi): 7.77%
Frequency (hertz): 60
Stabilization Time: NR
Operation Time: NR
Ambient Temperature (°C): NR
Test Distance: 24 FT

REPORT NUMBER: P868597
 CATALOG NUMBER: EMM2-HTN-SA3A-727-U-T4W

Iso-Footcandle Lines of Horizontal Illumination

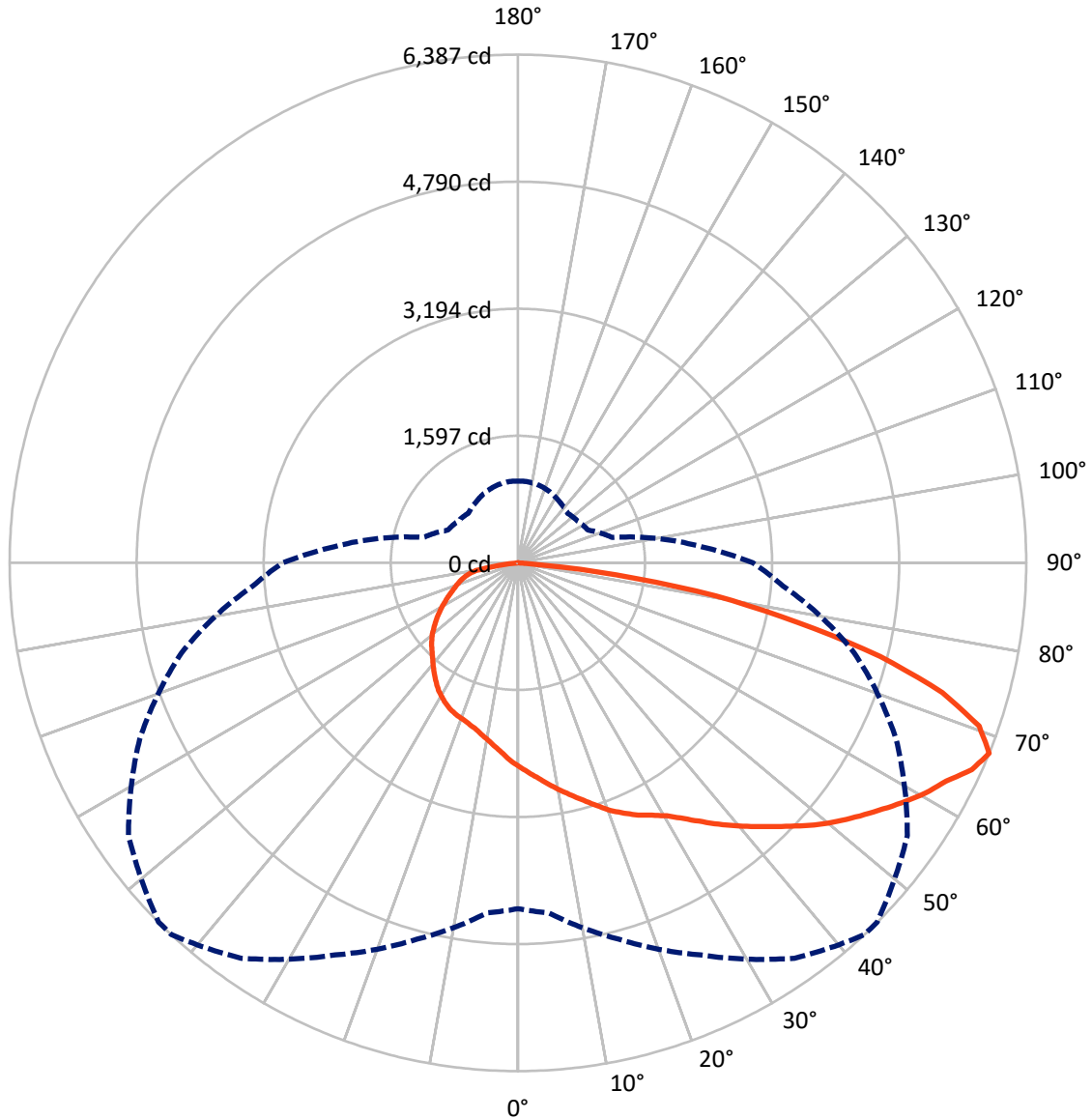
✕ Max cd
 - - - 1/2 Max cd



Based on 20 foot mounting height. Maximum calculated value = 7.3 fc
 Type IV - Short - N/A

REPORT NUMBER: P868597
CATALOG NUMBER: EMM2-HTN-SA3A-727-U-T4W

Luminous Intensity Polar Plot



— Vertical Plane Through 43-Deg Lateral - - - Horizontal Cone Through 67.5-Deg Vertical

REPORT NUMBER: P868597
 CATALOG NUMBER: EMM2-HTN-SA3A-727-U-T4W

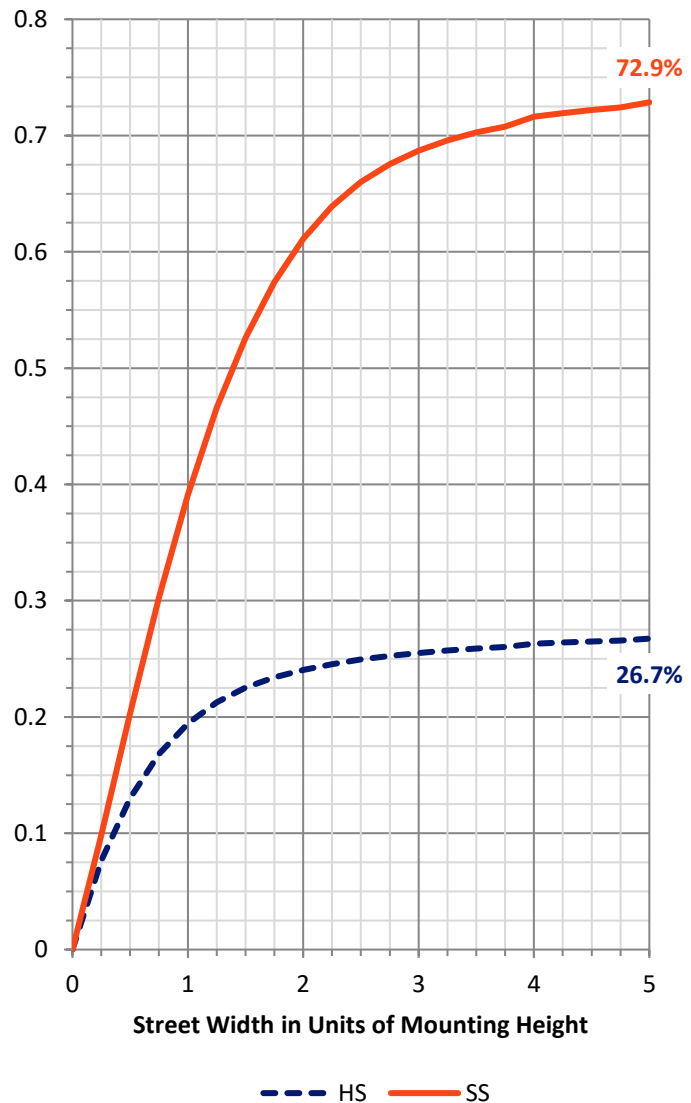
FLUX DISTRIBUTION:

		Downward	Upward	Total
House Side	Lumens	4130.0	0.0	4130.0
	% Fixture	26.9	0.0	26.9
Street Side	Lumens	11222.9	0.0	11222.9
	% Fixture	73.1	0.0	73.1
Total	Lumens	15352.9	0.0	15352.9
	% Fixture	100.0	0.0	100.0

Coefficient of Utilization

ZONAL LUMENS:

Zone	Lumens	% Fixture
0°-10°	245.3	1.6
10°-20°	749.0	4.9
20°-30°	1278.0	8.3
30°-40°	1863.8	12.1
40°-50°	2503.9	16.3
50°-60°	3065.2	20.0
60°-70°	3225.9	21.0
70°-80°	2106.0	13.7
80°-90°	315.9	2.1
90°-100°	0.0	0.0
100°-110°	0.0	0.0
110°-120°	0.0	0.0
120°-130°	0.0	0.0
130°-140°	0.0	0.0
140°-150°	0.0	0.0
150°-160°	0.0	0.0
160°-170°	0.0	0.0
170°-180°	0.0	0.0
0°-90°	15352.9	100.0
0°-180°	15352.9	100.0



REPORT NUMBER: P868597

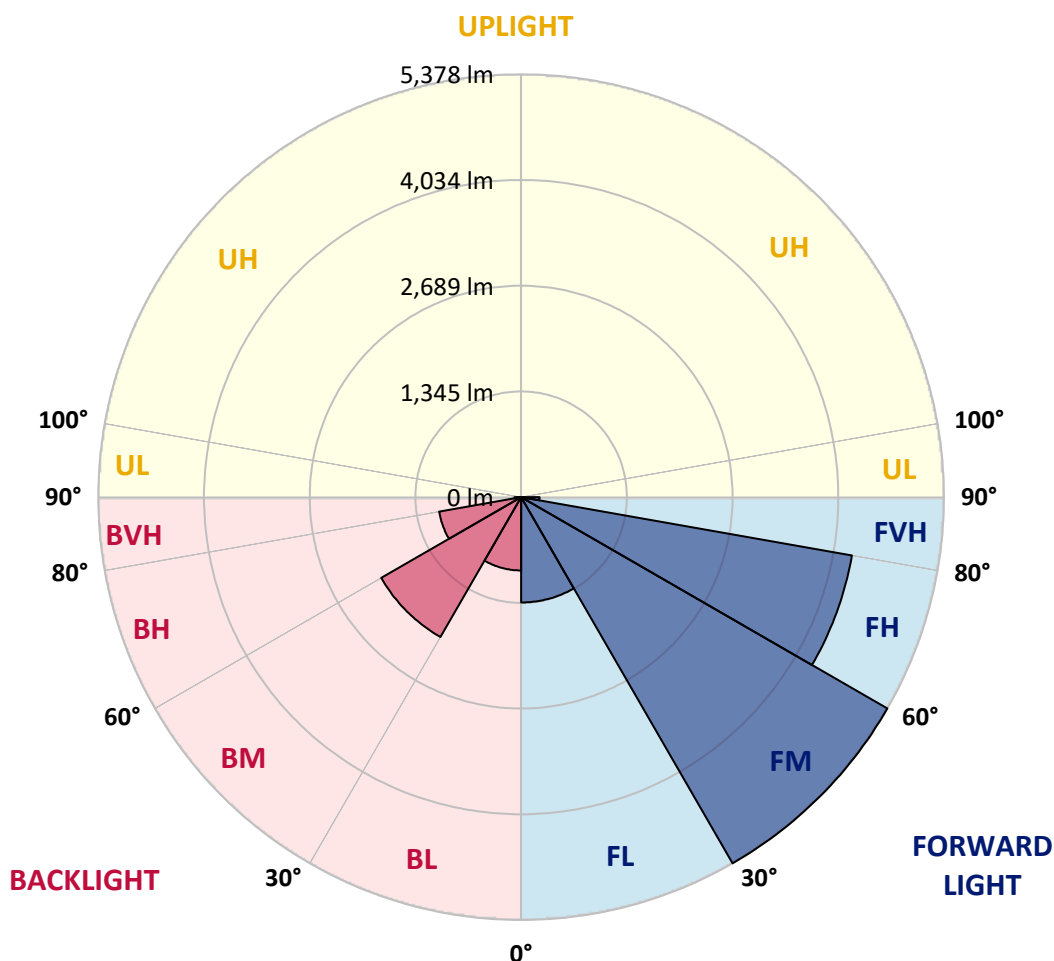
CATALOG NUMBER: EMM2-HTN-SA3A-727-U-T4W

LUMINAIRE CLASSIFICATION SYSTEM LUMEN TABLE AND BUG RATING:

Zone	Lumens	% Fixture	Zone Rating/Lumen Limit		
			B	U	G
FL (0°-30°)	1339.8	8.7			
FM (30°-60°)	5378.0	35.0			
FH (60°-80°)	4272.0	27.8			G2/5000
FVH (80°-90°)	233.1	1.5			G3/500
BL (0°-30°)	932.4	6.1	B2/1000		
BM (30°-60°)	2054.9	13.4	B2/2500		
BH (60°-80°)	1059.9	6.9	B3/2500		G3/2500
BVH (80°-90°)	82.8	0.5			G1/100
UL (90°-100°)	0.0	0.0		U0/0	
UH (100°-180°)	0.0	0.0		U0/0	

BUG Rating: B3-U0-G3

Type IV Short





REPORT NUMBER: P868597

CATALOG NUMBER: EMM2-HTN-SA3A-727-U-T4W

CANDELA DISTRIBUTION (FULL):

	0°	5°	15°	25°	35°	43°	45°	55°	65°	75°	85°
0°	2562.9	2562.9	2562.9	2562.9	2562.9	2562.9	2562.9	2562.9	2562.9	2562.9	2562.9
2.5°	2680.9	2677.8	2668.5	2662.3	2643.6	2640.5	2640.5	2621.9	2600.1	2587.7	2575.3
5°	2802.1	2786.5	2780.3	2767.9	2736.8	2718.2	2724.4	2690.2	2646.7	2615.7	2581.5
7.5°	2910.8	2904.6	2882.8	2867.3	2830.0	2811.4	2805.2	2752.4	2696.4	2649.8	2593.9
10°	3041.3	3025.7	3013.3	2982.2	2932.5	2904.6	2895.3	2826.9	2755.5	2693.3	2618.8
12.5°	3159.3	3140.7	3125.1	3094.1	3044.4	2997.8	2985.3	2907.7	2817.6	2733.7	2640.5
15°	3249.4	3252.5	3237.0	3209.0	3153.1	3097.2	3087.9	2985.3	2876.6	2774.1	2662.3
17.5°	3333.3	3345.7	3336.4	3317.7	3261.8	3205.9	3196.6	3081.6	2951.2	2820.7	2687.1
20°	3414.0	3414.0	3410.9	3398.5	3358.1	3320.8	3302.2	3187.3	3022.6	2870.4	2721.3
22.5°	3460.6	3473.1	3473.1	3473.1	3448.2	3417.1	3410.9	3299.1	3118.9	2932.5	2752.4
25°	3532.1	3547.6	3547.6	3541.4	3519.7	3510.3	3501.0	3395.4	3212.1	3004.0	2786.5
27.5°	3684.3	3681.2	3656.3	3625.3	3594.2	3591.1	3578.7	3504.1	3320.8	3081.6	2833.1
30°	3895.5	3901.8	3870.7	3774.4	3702.9	3687.4	3690.5	3625.3	3448.2	3171.7	2885.9
32.5°	4218.6	4218.6	4097.5	3973.2	3870.7	3830.3	3821.0	3765.1	3578.7	3271.1	2945.0
35°	4460.9	4451.6	4383.3	4237.3	4109.9	3995.0	3979.4	3904.9	3724.7	3383.0	3010.2
37.5°	4644.2	4662.9	4610.0	4498.2	4373.9	4175.1	4144.1	4038.4	3858.3	3491.7	3075.4
40°	4998.4	4951.8	4824.4	4721.9	4572.8	4352.2	4324.2	4193.8	3995.0	3612.9	3156.2
42.5°	5256.2	5191.0	5044.9	4908.3	4721.9	4529.3	4504.4	4361.5	4153.4	3749.5	3240.1
45°	5625.9	5479.9	5277.9	5156.8	4892.7	4721.9	4690.8	4535.5	4318.0	3895.5	3345.7
47.5°	5983.1	5728.4	5514.0	5458.1	5079.1	4930.0	4905.2	4725.0	4495.1	4054.0	3448.2
50°	5936.5	5768.8	5697.3	5644.5	5240.7	5125.7	5100.9	4917.6	4675.3	4221.7	3550.7
52.5°	5818.5	5834.0	5837.1	5709.7	5392.9	5309.0	5284.1	5125.7	4861.7	4367.7	3650.1
55°	5942.7	5961.4	5958.3	5765.7	5569.9	5492.3	5476.8	5337.0	5041.8	4504.4	3721.6
57.5°	6132.2	6070.1	6060.8	5905.4	5759.4	5688.0	5669.4	5548.2	5194.1	4603.8	3777.5
60°	6166.4	6042.1	6082.5	5936.5	5902.3	5880.6	5874.4	5731.5	5337.0	4684.6	3799.2
62.5°	5784.3	5762.6	5921.0	5862.0	5976.9	6039.0	6042.1	5862.0	5414.6	4715.7	3777.5
65°	5131.9	5218.9	5560.6	5731.5	6088.7	6265.8	6259.6	5939.6	5405.3	4625.6	3643.9
67.5°	4346.0	4414.3	4895.8	5436.4	6063.9	6387.0	6383.8	5973.8	5243.8	4377.1	3342.6
70°	3296.0	3510.3	4193.8	4905.2	5728.4	6147.8	6200.6	5781.2	4874.1	3923.5	2885.9
72.5°	2506.9	2541.1	3367.4	4113.0	5128.8	5579.3	5569.9	5166.1	4255.9	3305.3	2404.4
75°	1780.0	1854.6	2534.9	3187.3	4203.1	4703.2	4681.5	4237.3	3395.4	2572.2	1839.0
77.5°	1326.5	1354.4	1854.6	2364.0	3143.8	3594.2	3584.9	3131.3	2497.6	1888.7	1370.0
80°	969.2	1015.8	1335.8	1649.5	2131.1	2519.4	2506.9	2078.2	1603.0	1320.3	1000.3
82.5°	543.6	577.8	776.6	997.2	1124.6	1245.7	1192.9	997.2	730.0	568.5	490.8
85°	15.5	18.6	28.0	34.2	59.0	99.4	108.7	96.3	114.9	71.4	77.7
87.5°	6.2	6.2	6.2	6.2	6.2	9.3	9.3	9.3	9.3	9.3	9.3
90°	0.0	0.0	0.0	0.0	0.0	0.0	0.0	0.0	0.0	0.0	0.0



REPORT NUMBER: P868597

CATALOG NUMBER: EMM2-HTN-SA3A-727-U-T4W

CANDELA DISTRIBUTION (continued):

	90°	95°	105°	115°	125°	135°	145°	155°	165°	175°	180°
0°	2562.9	2562.9	2562.9	2562.9	2562.9	2562.9	2562.9	2562.9	2562.9	2562.9	2562.9
2.5°	2569.1	2556.6	2531.8	2516.3	2506.9	2494.5	2475.9	2463.5	2454.1	2466.6	2463.5
5°	2566.0	2541.1	2497.6	2466.6	2435.5	2410.6	2382.7	2360.9	2348.5	2354.7	2351.6
7.5°	2566.0	2534.9	2466.6	2416.9	2370.3	2333.0	2301.9	2274.0	2261.5	2264.6	2261.5
10°	2578.4	2534.9	2444.8	2373.4	2311.2	2267.7	2233.6	2208.7	2199.4	2208.7	2211.8
12.5°	2590.8	2534.9	2426.2	2336.1	2255.3	2208.7	2177.7	2162.1	2168.3	2171.4	2174.5
15°	2597.0	2531.8	2407.5	2292.6	2202.5	2152.8	2134.2	2131.1	2146.6	2162.1	2165.2
17.5°	2612.6	2528.7	2379.6	2249.1	2155.9	2115.5	2106.2	2118.6	2149.7	2171.4	2177.7
20°	2631.2	2534.9	2348.5	2196.3	2109.3	2078.2	2093.8	2121.7	2159.0	2190.1	2196.3
22.5°	2649.8	2538.0	2320.6	2149.7	2059.6	2053.4	2087.6	2127.9	2171.4	2202.5	2208.7
25°	2671.6	2538.0	2283.3	2090.7	2009.9	2019.2	2072.0	2124.8	2165.2	2205.6	2211.8
27.5°	2693.3	2544.2	2242.9	2025.4	1947.8	1975.7	2041.0	2106.2	2149.7	2190.1	2199.4
30°	2730.6	2556.6	2208.7	1969.5	1885.6	1922.9	2000.6	2075.1	2121.7	2165.2	2174.5
32.5°	2767.9	2575.3	2180.8	1910.5	1823.5	1867.0	1954.0	2037.9	2087.6	2127.9	2134.2
35°	2817.6	2600.1	2159.0	1851.5	1761.4	1795.6	1888.7	1981.9	2037.9	2068.9	2084.5
37.5°	2870.4	2634.3	2140.4	1798.7	1693.0	1724.1	1823.5	1922.9	1981.9	2013.0	2019.2
40°	2935.6	2680.9	2127.9	1749.0	1627.8	1652.7	1752.1	1860.8	1916.7	1938.5	1950.9
42.5°	3007.1	2730.6	2118.6	1699.3	1556.4	1581.2	1686.8	1792.4	1848.4	1867.0	1876.3
45°	3097.2	2795.8	2112.4	1646.4	1497.3	1519.1	1624.7	1730.3	1776.9	1801.8	1811.1
47.5°	3181.1	2861.1	2093.8	1584.3	1432.1	1463.2	1559.5	1652.7	1705.5	1721.0	1730.3
50°	3264.9	2917.0	2056.5	1516.0	1373.1	1401.0	1488.0	1556.4	1596.7	1615.4	1621.6
52.5°	3345.7	2957.4	1997.5	1444.5	1310.9	1329.6	1401.0	1466.3	1494.2	1500.4	1519.1
55°	3398.5	2979.1	1913.6	1360.6	1248.8	1255.0	1307.8	1366.9	1382.4	1385.5	1385.5
57.5°	3435.8	2966.7	1814.2	1276.8	1186.7	1186.7	1217.7	1264.3	1270.6	1273.7	1279.9
60°	3442.0	2923.2	1686.8	1199.1	1118.3	1109.0	1140.1	1168.0	1171.1	1177.4	1183.6
62.5°	3395.4	2826.9	1550.1	1124.6	1053.1	1031.4	1059.3	1087.3	1102.8	1112.1	1118.3
65°	3252.5	2631.2	1394.8	1050.0	991.0	953.7	987.9	1034.5	1065.5	1068.6	1068.6
67.5°	2954.3	2314.3	1230.2	972.3	916.4	882.2	925.7	975.4	1012.7	1028.3	1025.1
70°	2503.8	1963.3	1078.0	891.6	841.9	820.1	866.7	922.6	953.7	966.1	972.3
72.5°	2016.1	1571.9	944.4	810.8	776.6	764.2	810.8	866.7	910.2	928.8	931.9
75°	1568.8	1236.4	832.5	726.9	699.0	702.1	751.8	807.7	854.3	863.6	835.6
77.5°	1217.7	984.8	726.9	627.5	612.0	633.7	683.4	742.5	770.4	779.7	761.1
80°	879.1	754.9	587.1	493.9	493.9	528.1	571.6	639.9	649.3	636.8	643.0
82.5°	416.3	366.6	288.9	239.2	223.7	248.5	264.1	285.8	310.6	316.9	301.3
85°	55.9	37.3	28.0	31.1	28.0	18.6	12.4	12.4	12.4	9.3	9.3
87.5°	9.3	9.3	6.2	6.2	6.2	6.2	6.2	6.2	3.1	3.1	3.1
90°	0.0	0.0	0.0	0.0	0.0	0.0	0.0	0.0	0.0	0.0	0.0

LM-79-2019: Approved Method: Electrical and Photometric Measurements of Solid-
State Lighting Products

Report Prepared for

Cooper Lighting Solutions

Streetworks

Report Number: SP1-2407-157-3

Test Date: 08/07/2024

Luminaire Tested: MEM2-HTN-SA-40-727-U-5WQ-2

Data in this report applies to families of products including MEM2-HTN-SA-40-727-U-5WQ-2

Test Information

Test Method: LM-79-2019
 Report Number: SP1-2407-157-3
 Test Lab: COOPER LIGHTING SOLUTIONS
 Photometer: SP1 - 76IN SPHERE
 Measurement Geometry: 4π
 Issue Date: 08/20/2024
 Manufacturer: COOPER LIGHTING SOLUTIONS
 Product Line: Streetworks
 Catalog Number: **MEM2-HTN-SA-40-727-U-5WQ-2**
 Description: Epic Modern Light Square 40W 5WQ Optic and Flare Trim

Spectral Parameters

CCT (K): 2747
 CIE u': 0.2606
 CIE v': 0.5257
 Duv: -0.0005
 CIE x: 0.4552
 CIE y: 0.4082
 CIE z: 0.1366
 Peak Wavelength (nm): 597
 Dominant Wavelength (nm): 584
 Purity: 59.16856
 Rf: 75.5
 Rg: 93.6

CRI (Ra):	71.7		
R1:	68.1	R9:	-35.3
R2:	83.9	R10:	64.2
R3:	94.7	R11:	61.7
R4:	66.3	R12:	53.9
R5:	67.4	R13:	71.2
R6:	78.7	R14:	97.6
R7:	75.0	R15:	59.3
R8:	39.4		



Test Conditions

Stabilization Time: 22M
 Operation Time: 1H 22M
 Sphere Temperature (°C): 24.2

REPORT NUMBER: SP1-2407-157-3

Measurement and Test Equipment			
Instrument	Identification Number	Calibration Date	Calibration Due Date
Photometer	IN0058	6/18/2024	12/18/2024
Power Meter	INXT2011004	2/8/2024	2/8/2025
AC Power Source	IN0063	10/24/2023	10/24/2024
DC Power Source	IN0208	10/24/2023	10/24/2024
Sphere Thermometer	IN0085	10/24/2023	10/24/2024
Room Thermometer	IN0046	10/24/2023	10/24/2024

REPORT NUMBER: SP1-2407-157-3

CIE 1931 Chromaticity Diagram



CIE 1931 Chromaticity Diagram with 2017 ANSI 7-Step and 4-Step Quadrangles



Point lies inside the ANSI 2700K 4-step quadrangle

REPORT NUMBER: SP1-2407-157-3

Photopic Flux vs. Wavelength



Photopic Lumens: NR

λ (nm)	Power W [^] /nm	Lumens (ϕ /nm)	λ (nm)	Power W [^] /nm	Lumens (ϕ /nm)	λ (nm)	Power W [^] /nm	Lumens (ϕ /nm)	λ (nm)	Power W [^] /nm	Lumens (ϕ /nm)	λ (nm)	Power W [^] /nm	Lumens (ϕ /nm)
360	0	NR	490	103	NR	620	846	NR	750	20	NR	880	0	NR
365	0	NR	495	130	NR	625	784	NR	755	17	NR	885	1	NR
370	0	NR	500	171	NR	630	720	NR	760	15	NR	890	0	NR
375	0	NR	505	221	NR	635	652	NR	765	13	NR	895	0	NR
380	0	NR	510	268	NR	640	587	NR	770	11	NR	900	0	NR
385	0	NR	515	313	NR	645	521	NR	775	9	NR	905	0	NR
390	0	NR	520	350	NR	650	461	NR	780	8	NR	910	0	NR
395	0	NR	525	381	NR	655	406	NR	785	7	NR	915	0	NR
400	0	NR	530	407	NR	660	353	NR	790	6	NR	920	0	NR
405	2	NR	535	435	NR	665	307	NR	795	5	NR	925	0	NR
410	4	NR	540	462	NR	670	264	NR	800	4	NR	930	0	NR
415	9	NR	545	496	NR	675	227	NR	805	4	NR	935	0	NR
420	20	NR	550	534	NR	680	196	NR	810	3	NR	940	0	NR
425	38	NR	555	582	NR	685	167	NR	815	3	NR	945	0	NR
430	69	NR	560	638	NR	690	144	NR	820	2	NR	950	0	NR
435	120	NR	565	700	NR	695	122	NR	825	2	NR	955	0	NR
440	193	NR	570	767	NR	700	103	NR	830	2	NR	960	0	NR
445	316	NR	575	836	NR	705	88	NR	835	2	NR	965	0	NR
450	469	NR	580	898	NR	710	74	NR	840	1	NR	970	0	NR
455	431	NR	585	947	NR	715	63	NR	845	1	NR	975	0	NR
460	264	NR	590	982	NR	720	54	NR	850	1	NR	980	0	NR
465	197	NR	595	997	NR	725	46	NR	855	1	NR	985	0	NR
470	155	NR	600	997	NR	730	39	NR	860	1	NR	990	0	NR
475	108	NR	605	978	NR	735	33	NR	865	1	NR	995	0	NR
480	90	NR	610	947	NR	740	28	NR	870	1	NR	1000	0	NR
485	92	NR	615	900	NR	745	24	NR	875	1	NR			

REPORT NUMBER: SP1-2407-157-3

Scotopic Flux vs. Wavelength



Scotopic Lumens: NR

S/P: 1.13

λ (nm)	Power W [^] /nm	Lumens (φ/nm)	λ (nm)	Power W [^] /nm	Lumens (φ/nm)	λ (nm)	Power W [^] /nm	Lumens (φ/nm)	λ (nm)	Power W [^] /nm	Lumens (φ/nm)	λ (nm)	Power W [^] /nm	Lumens (φ/nm)
360	0	NR	490	103	NR	620	846	NR	750	20	NR	880	0	NR
365	0	NR	495	130	NR	625	784	NR	755	17	NR	885	1	NR
370	0	NR	500	171	NR	630	720	NR	760	15	NR	890	0	NR
375	0	NR	505	221	NR	635	652	NR	765	13	NR	895	0	NR
380	0	NR	510	268	NR	640	587	NR	770	11	NR	900	0	NR
385	0	NR	515	313	NR	645	521	NR	775	9	NR	905	0	NR
390	0	NR	520	350	NR	650	461	NR	780	8	NR	910	0	NR
395	0	NR	525	381	NR	655	406	NR	785	7	NR	915	0	NR
400	0	NR	530	407	NR	660	353	NR	790	6	NR	920	0	NR
405	2	NR	535	435	NR	665	307	NR	795	5	NR	925	0	NR
410	4	NR	540	462	NR	670	264	NR	800	4	NR	930	0	NR
415	9	NR	545	496	NR	675	227	NR	805	4	NR	935	0	NR
420	20	NR	550	534	NR	680	196	NR	810	3	NR	940	0	NR
425	38	NR	555	582	NR	685	167	NR	815	3	NR	945	0	NR
430	69	NR	560	638	NR	690	144	NR	820	2	NR	950	0	NR
435	120	NR	565	700	NR	695	122	NR	825	2	NR	955	0	NR
440	193	NR	570	767	NR	700	103	NR	830	2	NR	960	0	NR
445	316	NR	575	836	NR	705	88	NR	835	2	NR	965	0	NR
450	469	NR	580	898	NR	710	74	NR	840	1	NR	970	0	NR
455	431	NR	585	947	NR	715	63	NR	845	1	NR	975	0	NR
460	264	NR	590	982	NR	720	54	NR	850	1	NR	980	0	NR
465	197	NR	595	997	NR	725	46	NR	855	1	NR	985	0	NR
470	155	NR	600	997	NR	730	39	NR	860	1	NR	990	0	NR
475	108	NR	605	978	NR	735	33	NR	865	1	NR	995	0	NR
480	90	NR	610	947	NR	740	28	NR	870	1	NR	1000	0	NR
485	92	NR	615	900	NR	745	24	NR	875	1	NR			

REPORT NUMBER: SP1-2407-157-3

Melanopic Flux vs. Wavelength



Melanopic Lumens: NR

M/P: 2.04

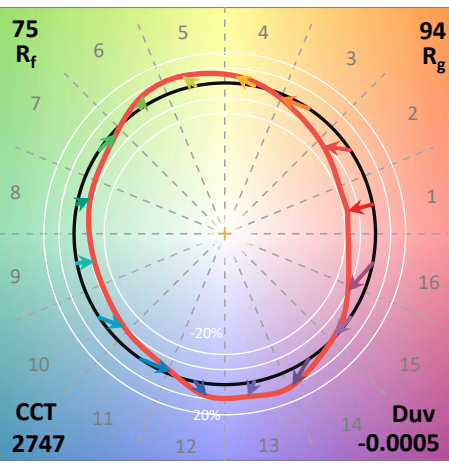
λ (nm)	Power W [^] /nm	Lumens (φ/nm)	λ (nm)	Power W [^] /nm	Lumens (φ/nm)	λ (nm)	Power W [^] /nm	Lumens (φ/nm)	λ (nm)	Power W [^] /nm	Lumens (φ/nm)	λ (nm)	Power W [^] /nm	Lumens (φ/nm)
360	0	NR	490	103	NR	620	846	NR	750	20	NR	880	0	NR
365	0	NR	495	130	NR	625	784	NR	755	17	NR	885	1	NR
370	0	NR	500	171	NR	630	720	NR	760	15	NR	890	0	NR
375	0	NR	505	221	NR	635	652	NR	765	13	NR	895	0	NR
380	0	NR	510	268	NR	640	587	NR	770	11	NR	900	0	NR
385	0	NR	515	313	NR	645	521	NR	775	9	NR	905	0	NR
390	0	NR	520	350	NR	650	461	NR	780	8	NR	910	0	NR
395	0	NR	525	381	NR	655	406	NR	785	7	NR	915	0	NR
400	0	NR	530	407	NR	660	353	NR	790	6	NR	920	0	NR
405	2	NR	535	435	NR	665	307	NR	795	5	NR	925	0	NR
410	4	NR	540	462	NR	670	264	NR	800	4	NR	930	0	NR
415	9	NR	545	496	NR	675	227	NR	805	4	NR	935	0	NR
420	20	NR	550	534	NR	680	196	NR	810	3	NR	940	0	NR
425	38	NR	555	582	NR	685	167	NR	815	3	NR	945	0	NR
430	69	NR	560	638	NR	690	144	NR	820	2	NR	950	0	NR
435	120	NR	565	700	NR	695	122	NR	825	2	NR	955	0	NR
440	193	NR	570	767	NR	700	103	NR	830	2	NR	960	0	NR
445	316	NR	575	836	NR	705	88	NR	835	2	NR	965	0	NR
450	469	NR	580	898	NR	710	74	NR	840	1	NR	970	0	NR
455	431	NR	585	947	NR	715	63	NR	845	1	NR	975	0	NR
460	264	NR	590	982	NR	720	54	NR	850	1	NR	980	0	NR
465	197	NR	595	997	NR	725	46	NR	855	1	NR	985	0	NR
470	155	NR	600	997	NR	730	39	NR	860	1	NR	990	0	NR
475	108	NR	605	978	NR	735	33	NR	865	1	NR	995	0	NR
480	90	NR	610	947	NR	740	28	NR	870	1	NR	1000	0	NR
485	92	NR	615	900	NR	745	24	NR	875	1	NR			

Summary

$R_f = 75.5$
 $R_g = 93.6$
 $CIE R_a = 71.7$
 $R_g = -35.3$



Color Vector Graphics

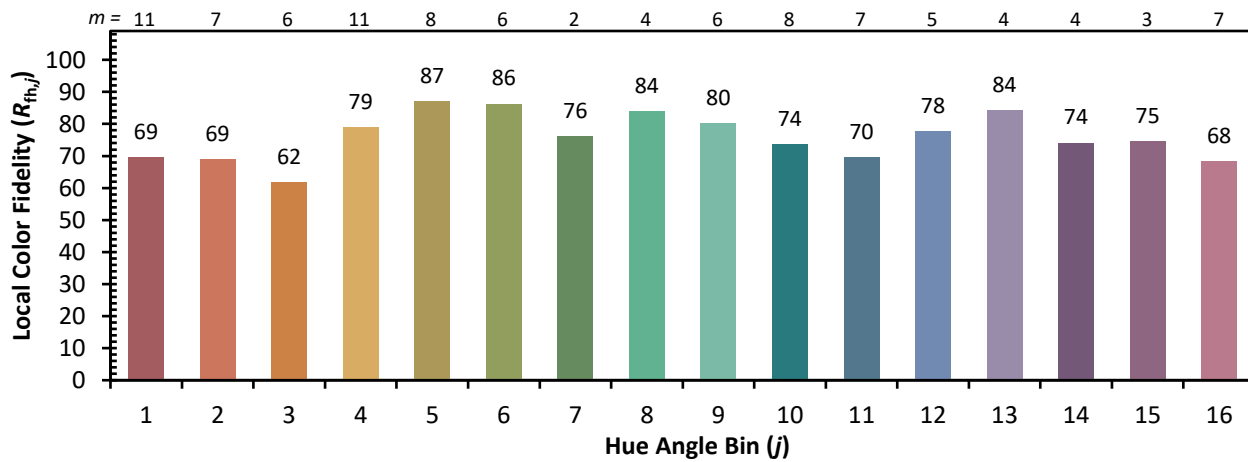
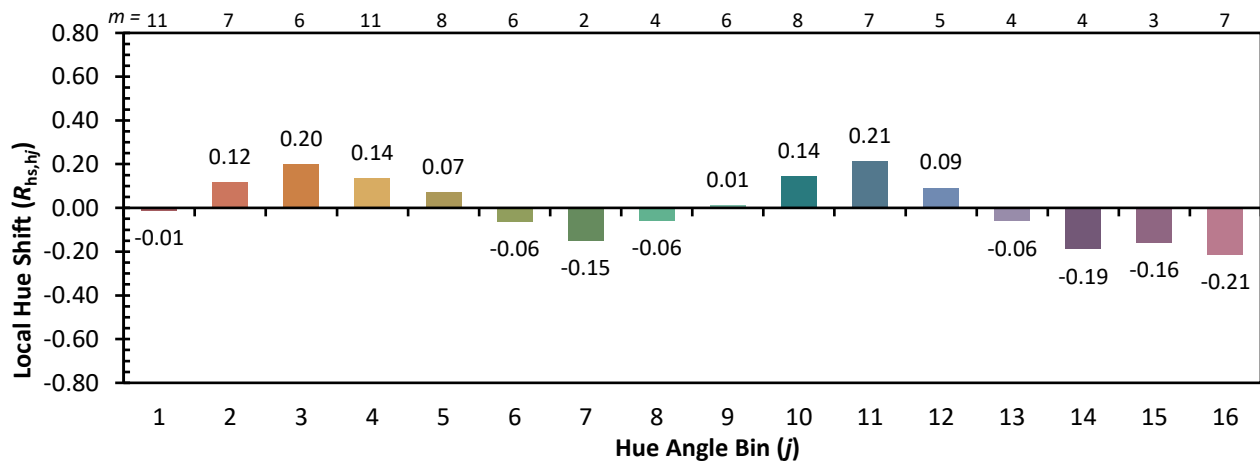
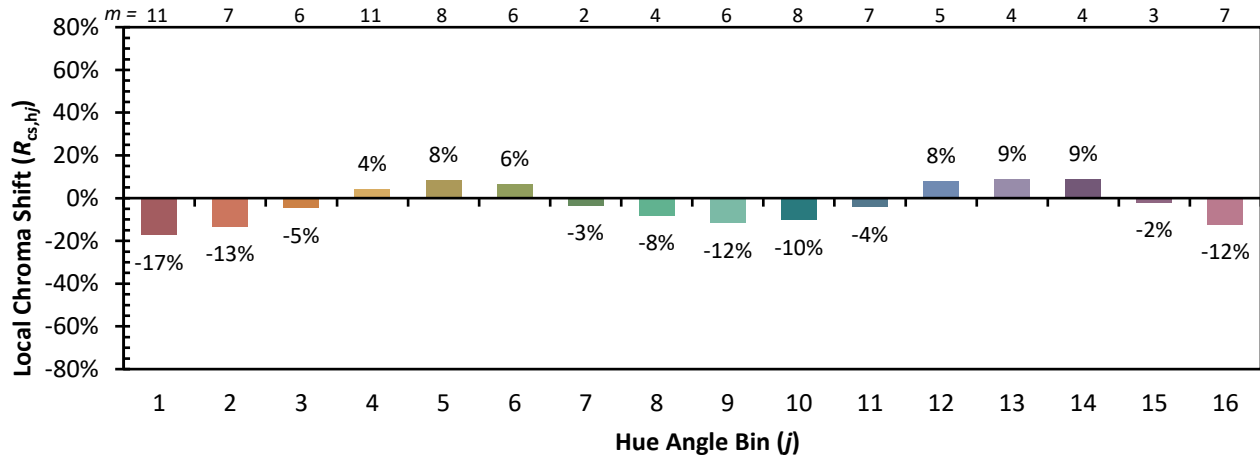


Individual Sample Fidelity Index ($R_{f,i}$)

CES01 = 86	CES26 = 68	CES51 = 87	CES76 = 63
CES02 = 63	CES27 = 90	CES52 = 85	CES77 = 79
CES03 = 31	CES28 = 87	CES53 = 78	CES78 = 66
CES04 = 71	CES29 = 71	CES54 = 86	CES79 = 87
CES05 = 50	CES30 = 85	CES55 = 84	CES80 = 85
CES06 = 52	CES31 = 74	CES56 = 75	CES81 = 67
CES07 = 42	CES32 = 66	CES57 = 75	CES82 = 93
CES08 = 41	CES33 = 80	CES58 = 76	CES83 = 91
CES09 = 29	CES34 = 79	CES59 = 85	CES84 = 89
CES10 = 77	CES35 = 89	CES60 = 90	CES85 = 72
CES11 = 60	CES36 = 93	CES61 = 81	CES86 = 59
CES12 = 66	CES37 = 88	CES62 = 91	CES87 = 77
CES13 = 43	CES38 = 93	CES63 = 77	CES88 = 79
CES14 = 74	CES39 = 97	CES64 = 67	CES89 = 65
CES15 = 72	CES40 = 93	CES65 = 66	CES90 = 80
CES16 = 48	CES41 = 93	CES66 = 63	CES91 = 80
CES17 = 51	CES42 = 89	CES67 = 61	CES92 = 55
CES18 = 57	CES43 = 78	CES68 = 68	CES93 = 72
CES19 = 73	CES44 = 99	CES69 = 78	CES94 = 48
CES20 = 67	CES45 = 85	CES70 = 63	CES95 = 66
CES21 = 88	CES46 = 81	CES71 = 61	CES96 = 76
CES22 = 80	CES47 = 86	CES72 = 86	CES97 = 81
CES23 = 92	CES48 = 74	CES73 = 56	CES98 = 76
CES24 = 91	CES49 = 79	CES74 = 93	CES99 = 64
CES25 = 73	CES50 = 86	CES75 = 66	



Color Rendition by Hue-Angle Bin



Measure Comparisons



(END OF REPORT)